

De Anza College Office of Institutional Research and Planning

To: English Faculty; EPS Counselors; Kristin Skager, Acting Division Dean

From: Lisa Ly, Senior Research Analyst

Date: 5/17/2023

Subject: EWRT 1A + LART 250 Withdrew Students, 2019-20 to Winter 2023

Overview:

EWRT 1A + LART 250 is an English transfer-level corequisite course that was developed as a result of AB 705. Towards the end of winter 2023 quarter, select English faculty members reached out to Institutional Research and Planning to inquire about students who withdrew from the course as they felt the number of withdrawals has been increasing.

Research Questions:

1. What happens to the students who withdrew from EWRT 1A + LART 250?
 - When during the quarter are they likely to withdraw?
 - Are they still enrolled in other classes?
 - Do they attempt EWRT 1A again?
2. Are withdrawals increasing in EWRT 1A + LART 250?

Methodology:

In addressing the two primary research questions, two different student base were used. **First-time EWRT 1A + LART 250 students:** In order to determine when students are likely to withdraw, students whose first transfer-level English course enrollment was EWRT 1A + LART 250 was used for this analysis. **All EWRT 1A + LART 250 students:** In order to determine whether the number of withdrawals are increasing in EWRT 1A corequisite, the enrollments of English faculty members who teach EWRT 1A + LART 250 was compared to their EWRT 1A standalone sections (omits EWRT 1AH). Enrollment for this analysis reflect students who repeated or took EWRT 1A corequisite for the very first time in sections taught by 47 instructors. For both groups, EWRT 1A + LART 250 enrollments from 2019-20 to winter 2023 were used for the analyses. Course outcomes in this report reflect only the grades received in EWRT 1A and not LART 250. Course success rates is computed by summing A, B, C and P grades divided by all letter grades. Whenever withdrew is mentioned, the category include EW, MW and W grades.

Summary:

First-time EWRT 1A Corequisite Students

Q: What happens to the students who withdrew from EWRT 1A + LART 250?

- N=4,902 distinct students enrolled in EWRT 1A corequisite for the first time between 2019-20 and winter 2023.

- N=562 (11%) withdrew from the course, about 140 students per year.
 - Students were likely to withdraw during week 8, followed by week 3 and 4 of the quarter. Weeks 5-7 appear to be an opportunity to retain students as this three-week period saw increasing withdrawal counts.
 - The majority of those who enrolled and withdrew from the course were full-time students and had a high school GPA of 1.90-2.59 (43%) or 2.60+ (30%).
- N=340 remained enrolled in their other courses for a college retention rate of 60%.
 - Students who withdrew from the EWRT 1A corequisite but remained enrolled in their other courses took mostly transfer-level courses such as MATH 10, PSYC 1, MATH 31, COUN 5, BUS 10, HUMI 1, ECON 1, MATH 1A and COMM 1.
- N=244 (43%) students who withdrew in their first attempt of EWRT 1A corequisite enrolled in a transfer-level English course again.
 - Most students enrolled one term later (N=105), with fewer students enrolling in a transfer-level English course again as time progressed: two terms later (N=59), three terms later (N=31), four terms later (N=22) and five or more terms later (N=27).
 - The majority of students enrolled in EWRT 1A corequisite, followed by EWRT 1A standalone, EWRT 1AS and EWRT 30 or EWRT 41.
- The course success rates of students who attempted transfer-level English a second time did not differ too much between EWRT 1A corequisite (46%) and EWRT 1A standalone (48%).

All EWRT 1A Corequisite Students (includes first time and repeat course takers)

Q: Are withdrawals increasing in EWRT 1A + LART 250?

- Withdrawals increased from 2019-20 to 2020-21, but was the same in 2020-21 and 2021-22. Currently in 2022-23, the withdrawal count is tentatively less than the prior year, even when spring 2023 quarter is taken into account.
 - 2019-20 = 132
 - 2020-21 = 217
 - 2021-22 = 217
 - 2022-23 = 151 (through end-of-term winter 2023)
 - As of May 17, 2023, there were 25 withdrawals in spring 2023, bringing the total for the 2022-23 academic year to 176.
- As a whole, when comparing the average withdrawal counts in EWRT 1A corequisite versus EWRT 1A standalone sections, there was not much of a difference: corequisite (3.6) and standalone (3.4).
- There is however variation in the average withdrawal counts by instructor: 26 of 47 instructors (55%) have above average withdrawal counts in the EWRT 1A corequisite and standalone sections combined.
- These 47 instructors produced course success rates ranging from 91% to 46%, with an average success rate of 71%.

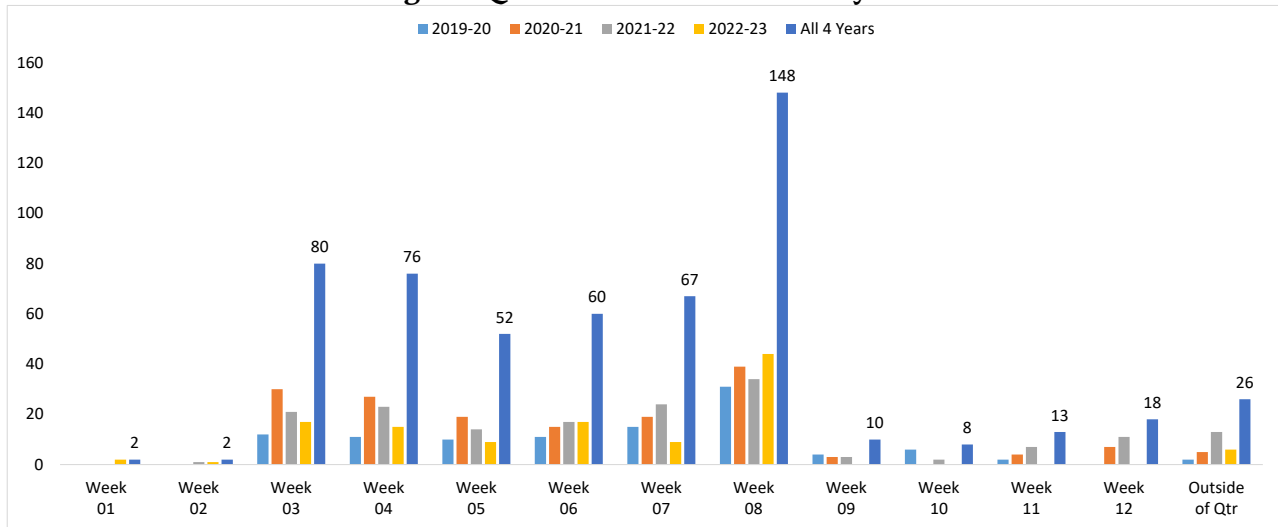
First-time EWRT 1A Corequisite Students who Withdrew

A total of 4,902 distinct students enrolled in EWRT 1A corequisite for the first time between 2019-20 and winter 2023. Among these students, 562 (11%) withdrew from the course.

- Students were likely to withdraw during week 8, followed by week 3 and 4 of the quarter.
- Withdrawals increase week over week during weeks 5 through 7.

Figure 1:

When During the Quarter Students are Likely to Withdraw

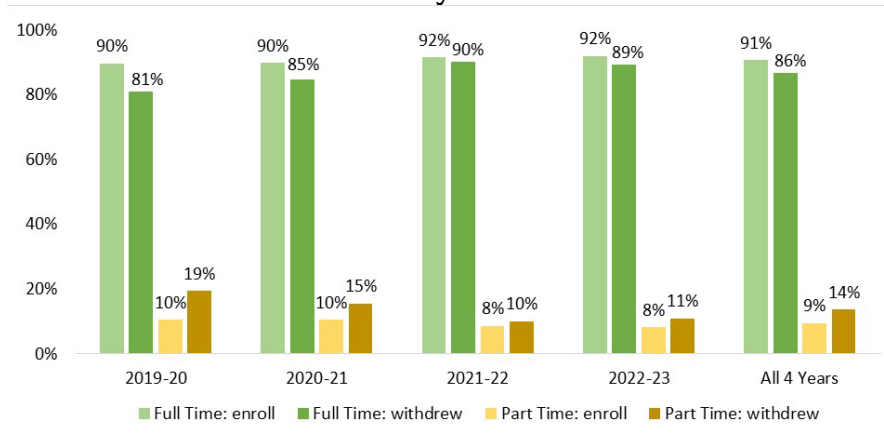


Week 1 and 2 withdrawals occurred during summer terms. Withdrawals that occurred outside of the quarter reflect EW grade petitions that occurred after a quarter had passed.

- Full-time students comprised the majority of first-time EWRT 1A corequisite enrollees (91%) as well as those who withdrew (86%).

Figure 2:

Enrollment and Withdrew by Full-/Part-Time Load Status



- Additionally, 37% of enrolled students had a high school GPA of 2.60 or higher, followed by 32% with a 1.90 to 2.59 GPA (see Figure 3A).
 - The proportion of students with at least a 2.60 GPA and enrolled in EWRT 1A corequisite has increased by 21 percentage points, from 21% in 2019-20 to 42% in 2022-23 thus far. In comparison, the proportion of students with a 1.90-2.59 GPA has increased 14 percentage points over the same time period, from 18% to 32%.
- Among the students who withdrew, 43% had a GPA of 1.90-2.59 and another 30% had a GPA of 2.60 or higher (Figure 3B).

Figure 3A:

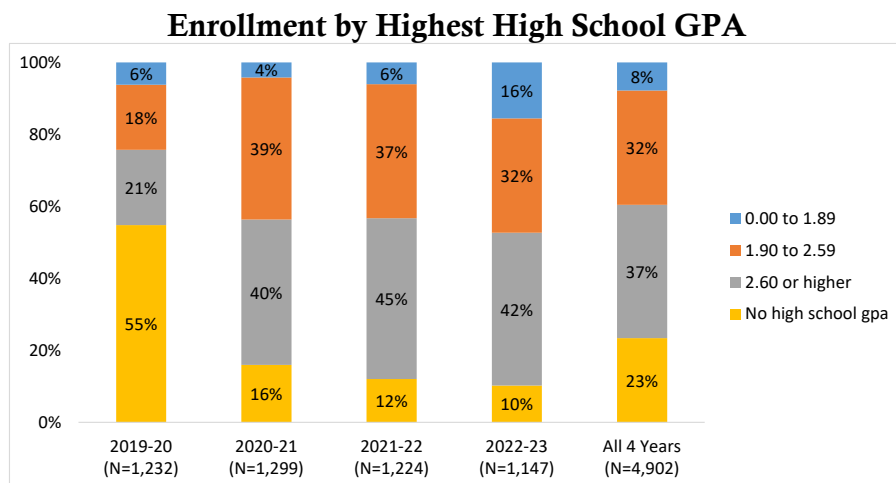
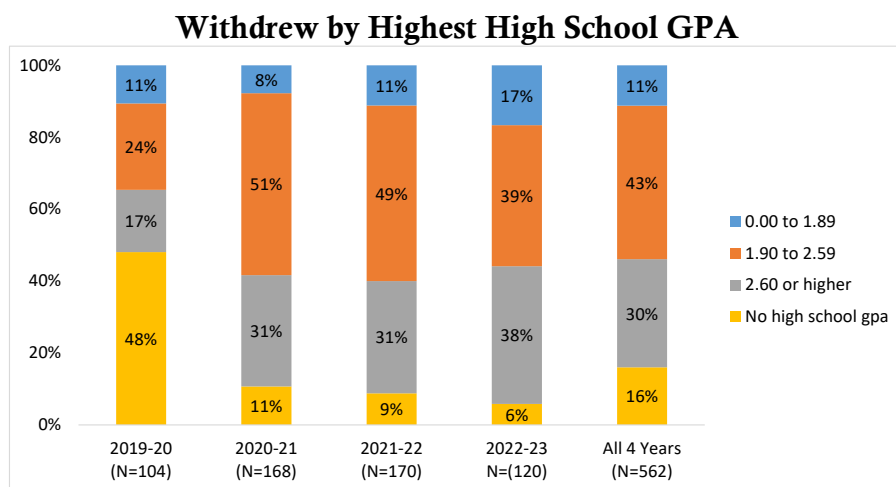


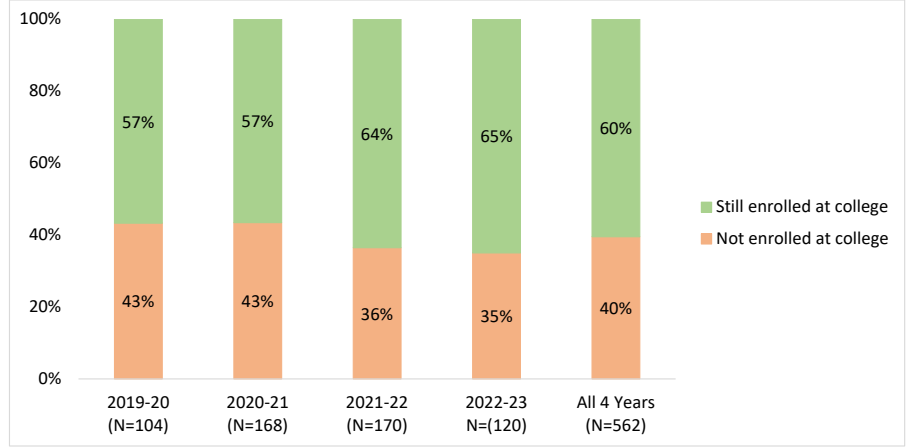
Figure 3B:



- Among the 562 students who withdrew from EWRT 1A corequisite, 340 remained enrolled in their other courses for a college retention rate of 60%. The top 10 courses students remained enrolled in were mostly transfer-level courses: MATH 10, PSYC 1, MATH 31, COUN 5, BUS 10, HUMI 1, ECON 1, MATH 1A, COMM 1 and MATH 114.

Figure 4:

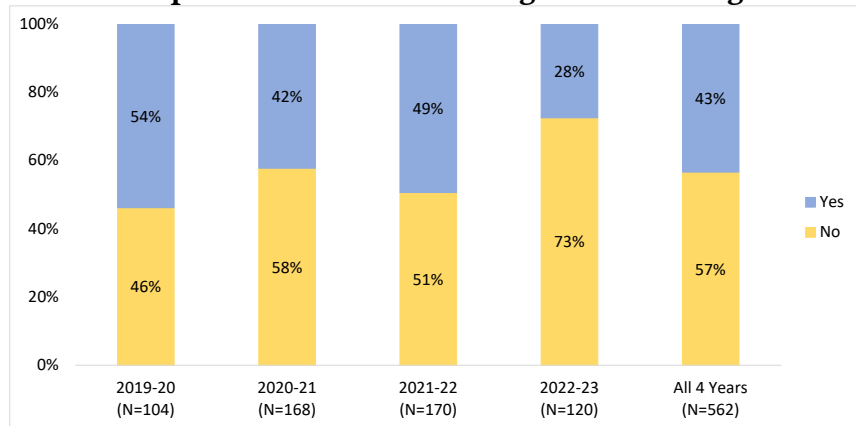
Withdrew and Whether Still Enrolled in Other Courses at De Anza



- Among the 562 students who withdrew from EWRT 1A corequisite, 244 (43%) enrolled in a transfer-level English course again¹ (Figure 5A), and they were likely to attempt it one term later (Figure 5B). Data suggests that students were less likely to attempt transfer-level English thereafter.

Figure 5A:

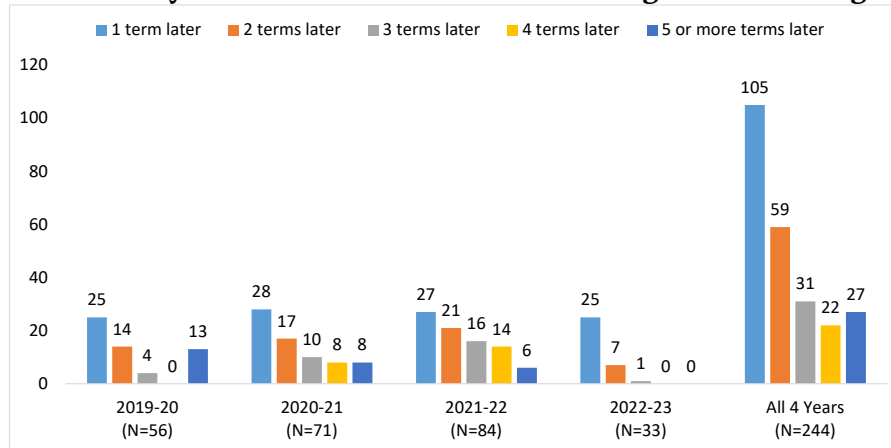
Attempted a Transfer-Level English Course Again



¹ Repeat of a transfer-level English course was tracked through spring 2023 (census enrollment).

Figure 5B:

When Likely to Enroll in a Transfer-Level English Course Again



- Most of the students who attempted a transfer-level English course for the second time enrolled in EWRT 1A corequisite or EWRT 1A standalone, and had course success of 46% and 48%, respectively.²

Figure 5C:

Second Attempt Transfer-Level English - Course Success Rate

		EWRT 1A Corequisite	EWRT 1A Standalone	EWRT 1AS	EWRT 30	EWRT 41
2019-20	Success Rate	51%	57%	0%	-	-
	Success Count	21	8	0	0	0
	Total Enrl Count	41	14	1	0	0
2020-21	Success Rate	40%	26%	50%	-	-
	Success Count	19	5	1	0	0
	Total Enrl Count	48	19	2	0	0
2021-22	Success Rate	50%	47%	0%	100%	0%
	Success Count	29	7	0	1	0
	Total Enrl Count	58	15	2	1	1
2022-23	Success Rate	33%	100%	-	-	-
	Success Count	4	6	0	0	0
	Total Enrl Count	12	6	0	0	0
All 4 Years	Success Rate	46%	48%	20%	100%	0%
	Success Count	73	26	1	1	0
	Total Enrl Count	159	54	5	1	1

All EWRT 1A Corequisite Students who Withdrew

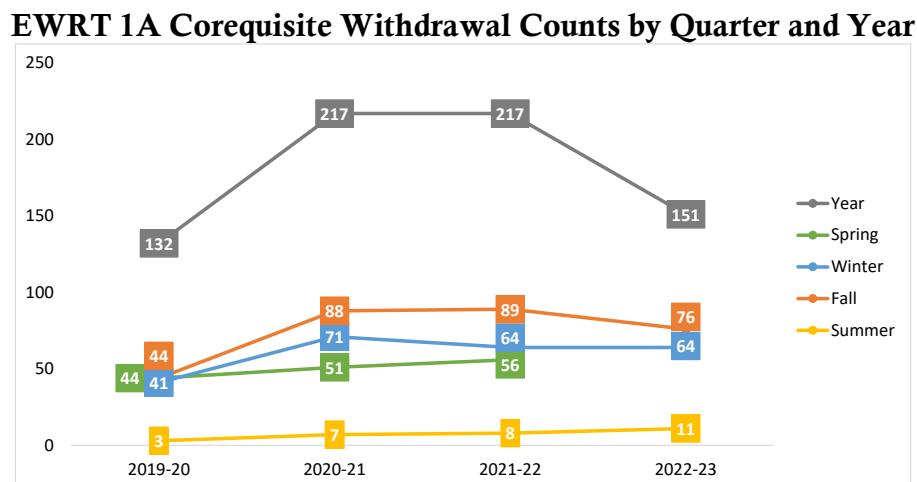
The analysis in this section of the report examined all students who enrolled in EWRT 1A corequisite, whether it was their first time in the course. Between 2019-20 and winter 2023, there was 5,566 enrollments and 717 withdrawals (13%).

- The withdrawal count in EWRT 1A corequisite increased between 2019-20 and 2020-21.
- However, it was relatively the same in 2020-21 and 2021-22.

² Course success data is tracked through winter 2023 (end of term).

- For 2022-23 thus far (through end-of-term winter 2023), withdrawal counts are trending tentatively less than compared to 2021-22. At the time of this report date, there were 25 withdrawals in spring 2023, bringing the total withdrawal count in 2022-23 to 176.

Figure 6:



- When examining the withdrawal counts by the 47 instructor who taught EWRT 1A corequisite and EWRT 1A standalone (omits 1AH), the average withdrawal counts were relatively similar, 3.6 and 3.4, respectively (Table 1).
 - The data in Table 1 is ranked in descending order of the average withdrawal counts of the EWRT 1A corequisite and standalone courses combined. There are 26 instructors whose average withdrawal counts were higher than their colleagues.
- While withdrawals may not necessarily be within an instructors control as students could withdraw from a course at any time, for the students who were retained, there is variation in the course success grades that instructors issued. As shown in Figure 7, the course success rates for EWRT 1A corequisite and standalone combined ranged from 91% to 46%, with an average success rate of 71%.
 - EWRT 1A corequisite course success: range = 91% to 42%; average = 64%
 - EWRT 1A standalone course success: range = 94% to 35%; average = 76%

Table 1:

**Withdrawal Count by Instructor who Teach
EWRT 1A Corequisite and Standalone**

	EWRT 1A Corequisite	EWRT 1A Standalone	Total
Instructor 11	6.0	10.0	8.0
Instructor 30	5.0	9.0	6.6
Instructor 06	6.5	6.2	6.3
Instructor 37	4.5	6.5	6.2
Instructor 18	6.3	5.6	6.1
Instructor 41	6.5	4.0	5.3
Instructor 15	2.0	5.6	5.2
Instructor 17	5.0	5.0	5.0
Instructor 31	2.0	5.2	4.7
Instructor 36	4.5	4.4	4.5
Instructor 10	4.5	4.4	4.4
Instructor 02	4.6	4.0	4.3
Instructor 44	3.8	5.0	4.2
Instructor 16	4.3	3.7	4.0
Instructor 09	5.0	3.4	3.9
Instructor 20	2.5	4.4	3.8
Instructor 12	5.2	3.2	3.8
Instructor 47	4.8	0.8	3.7
Instructor 07	4.2	3.3	3.7
Instructor 23	4.3	3.3	3.7
Instructor 38	3.7	0.0	3.7
Instructor 26	3.2	4.3	3.6
Instructor 08	1.0	3.8	3.6
Instructor 24	3.3	6.0	3.6
Instructor 25	3.5	0.0	3.5
Instructor 42	3.3	3.6	3.5
All Instructors	3.6	3.4	3.5
Instructor 29	2.8	4.3	3.3
Instructor 46	2.6	3.8	3.3
Instructor 39	2.8	3.3	3.1
Instructor 27	2.0	3.3	3.0
Instructor 05	2.7	3.0	2.8
Instructor 13	2.8	3.0	2.8
Instructor 19	2.9	2.6	2.8
Instructor 03	1.8	3.1	2.6
Instructor 14	2.5	2.6	2.5
Instructor 04	7.0	1.6	2.5
Instructor 33	2.5	2.5	2.5
Instructor 01	3.8	1.6	2.3
Instructor 34	2.0	2.2	2.2
Instructor 22	2.0	2.0	2.0
Instructor 28	2.0	1.0	1.8
Instructor 43	1.7	1.8	1.8
Instructor 45	2.0	1.0	1.6
Instructor 35	1.5	1.5	1.5
Instructor 32	2.0	1.3	1.4
Instructor 21	4.0	0.0	1.3
Instructor 40	1.3	0.7	1.0

Data is a an aggregate of 2019-20 through winter 2023 as instructors do not teach EWRT 1A corequisite and standalone every quarter nor every year to make a direct comparison. Red highlights indicate the average withdrawal count for an instructor is higher than the average of “All Instructors.”

Figure 7:

EWRT 1A Corequisite and Standalone Sections Course Success Rates by Instructor

