

1. How long have you known about or used the CDI CAD program at De Anza for your company employees?









Years

	1	2	3	4	5	6	7
Relationship	13.3% (11)	12.0% (10)	4.8% (4)	10.8% (9)	9.6% (8)	4.8% (4)	6.0%

2. What CAD or graphics systems does your company use or recruit for?

	ACAD	Pro/ENGINEER	SolidWorks	Unigraphics	Catia	AutoDesk Rivit	AutoCAD Archite
Systems	45.8% (38)	69.9% (58)	62.7% (52)	9.6% (8)	7.2% (6)	6.0% (5)	7.2%












3. Have you hired employees who have taken CAD at De Anza? How many?

		Response Percent	Response Count
YES		44.6%	37
NO		32.5%	27
1		8.4%	7
2-5		22.9%	19
5-10		8.4%	7
10-20		2.4%	2
20-30		3.6%	3
30+		13.3%	11

Other (please specify) 8

answered question	83
skipped question	0

4. Where is your company located?



		Response Percent	Response Count
San Jose		33.7%	28
Cupertino		1.2%	1
Sant Clara		25.3%	21
Menlo Park		0.0%	0
Mountain View		13.3%	11
Palo Alto		7.2%	6
San Francisco		0.0%	0
Livermore		4.8%	4
Southern California		3.6%	3
Northern California		12.0%	10
Central Coast		1.2%	1
Central Valley		0.0%	0
Out of State		4.8%	4
International		1.2%	1

Other (please specify) 17

answered question 83

skipped question 0

5. Have you or your company participated in any of the CDI CAD Events-CAD Job Fairs or User Group Meetings?

		Response Percent	Response Count
YES		59.0%	49
NO		41.0%	34
	Other (please specify)		4
answered question			83
skipped question			0

6. What service does your company provide?

	Yes	NO	Response Count
Recruiter- job shop	33.3% (11)	66.7% (22)	33
Defense	61.4% (27)	38.6% (17)	44
Medical instruments	61.5% (24)	38.5% (15)	39
Electronic devices	65.7% (23)	34.3% (12)	35
Chip design and production	30.0% (9)	70.0% (21)	30
Manufacturing equipment	57.9% (22)	42.1% (16)	38
Computers	36.7% (11)	63.3% (19)	30
Consumer products	53.1% (17)	46.9% (15)	32
Prototyping	67.6% (25)	32.4% (12)	37
Design house	68.3% (28)	31.7% (13)	41
Manufacturing locally	63.2% (24)	36.8% (14)	38
Out of State manufacturing	35.7% (10)	64.3% (18)	28
Out-sourcing manufacturing	34.5% (10)	65.5% (19)	29
Architecture	32.3% (10)	67.7% (21)	31
AEC	7.7% (2)	92.3% (24)	26
Facilities	15.4% (4)	84.6% (22)	26
Civil	17.2% (5)	82.8% (24)	29
		Other (please specify)	13
answered question			78
skipped question			5

7. Where do you manufacture?

	Yes	No	Response Count
Locally	91.4% (53)	8.6% (5)	58
In State	82.5% (33)	17.5% (7)	40
Out of State	66.7% (26)	33.3% (13)	39
Internationally	69.2% (27)	30.8% (12)	39
Design only	44.4% (12)	55.6% (15)	27
Recruit only	25.9% (7)	74.1% (20)	27
		Other (please specify)	4
		answered question	79
		skipped question	4

8. What is your primary and secondary job function at your company?

	Engineering	Drafting and Design	Management	System Manager	Recruiter	Hiring	Response Count
Function (choose all that apply)	49.4% (41)	31.3% (26)	9.6% (8)	2.4% (2)	3.6% (3)	3.6% (3)	8
						Other (please specify)	
						answered question	8
						skipped question	

9. How can we improve the CAD program? What systems would you like to see added?

	Yes	No	Response Count
More CAD rooms?	80.4% (45)	19.6% (11)	56
More class times?	87.7% (57)	12.3% (8)	65
Distance learning options?	90.0% (54)	11.7% (7)	60
		Other (please specify)	9
answered question			83
skipped question			0

10. What non-CAD classes would you like to see offered through CDI CAD? How can we continue to serve your company with classes in the future?

	Yes	No	Response Count
Engineering design	96.2% (76)	3.8% (3)	79
Medical Devices	86.2% (50)	13.8% (8)	58
DOD-Mil standards	84.0% (42)	16.0% (8)	50
		Other (please specify)	9
answered question			83
skipped question			0