



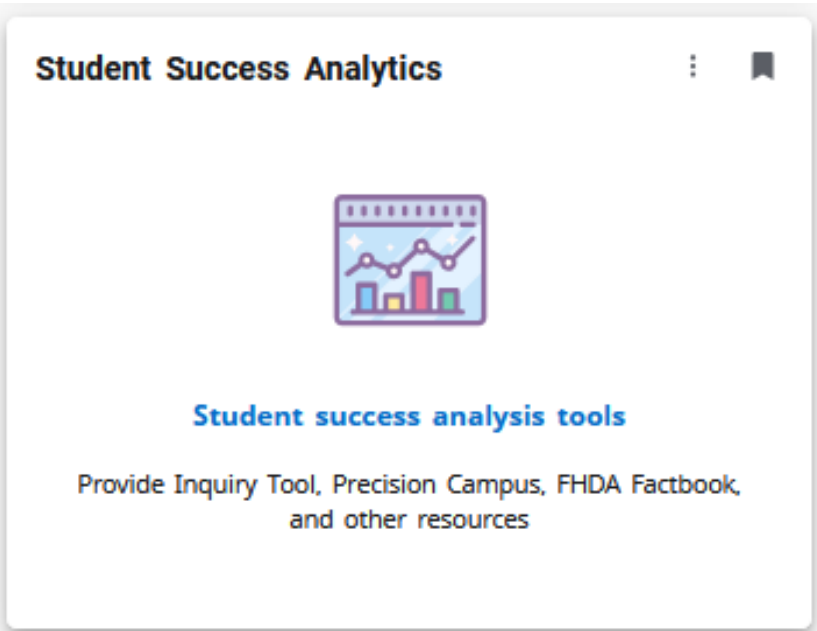
## PRECISION CAMPUS ONLINE DATA TOOL HOW TO ACCESS YOUR DEGREE AND CERTIFICATE DATA SHEET

If needed, enlarge this document on your screen to view the images.

### LOG INTO MYPORTAL

1. Enter your campuswide id (cwid)
2. Enter your password

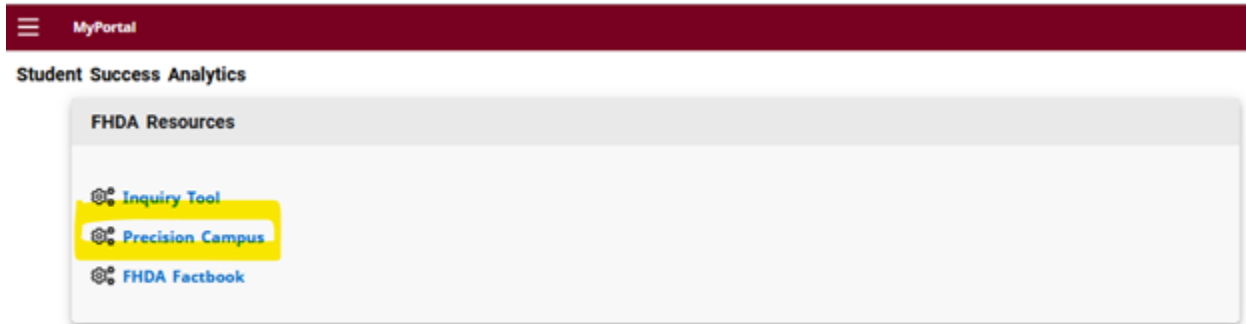
3. Select "Student Success Analytics"





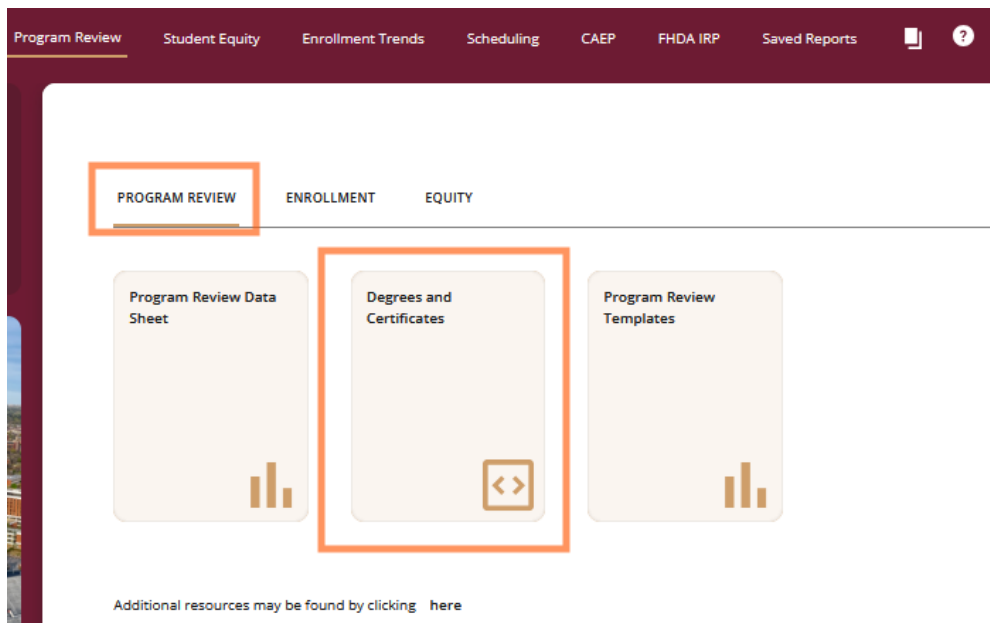
## PRECISION CAMPUS ONLINE DATA TOOL HOW TO ACCESS YOUR DEGREE AND CERTIFICATE DATA SHEET

4. Select "Precision Campus"



### ACCESSING YOUR DEGREE AND CERTIFICATE DATA SHEET

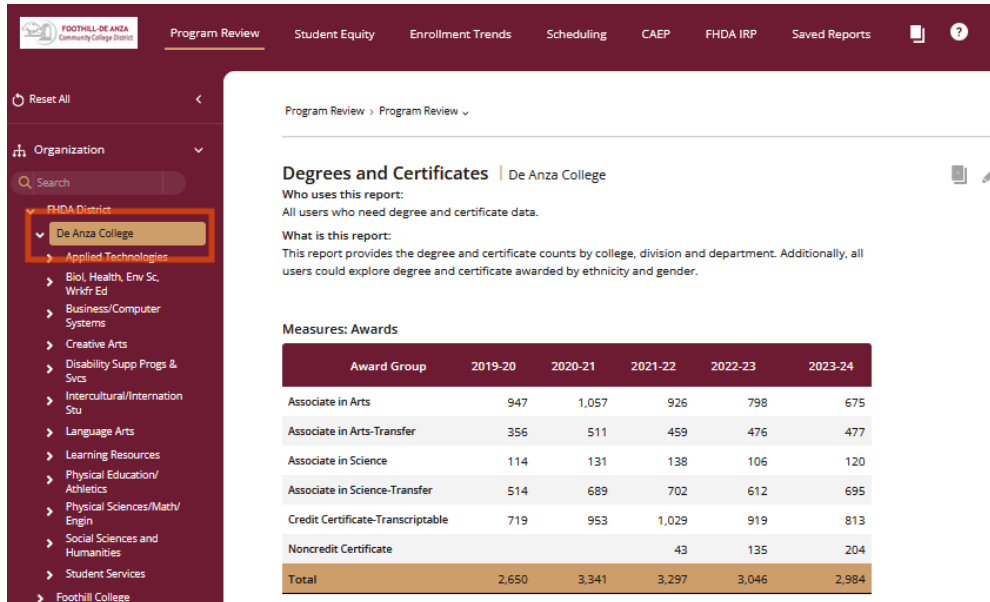
1. Select "Program Review" then select "Degrees and Certificates."



## PRECISION CAMPUS ONLINE DATA TOOL

### HOW TO ACCESS YOUR DEGREE AND CERTIFICATE DATA SHEET

- On the left-hand navigation panel, click on the arrow next to the desired college name. In this example, “De Anza College” is selected.



Program Review > Program Review

#### Degrees and Certificates | De Anza College

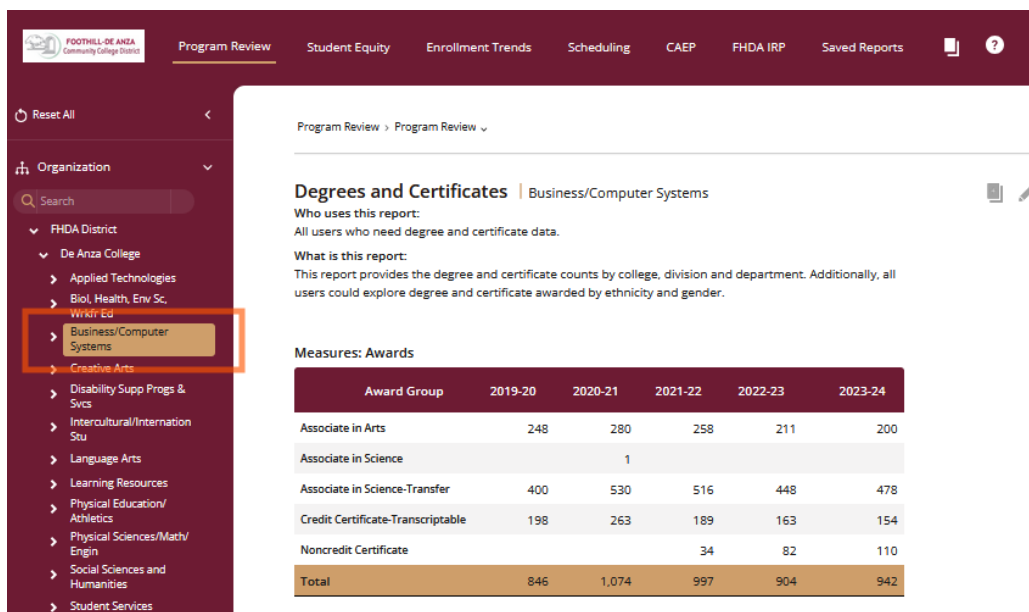
Who uses this report:  
All users who need degree and certificate data.

What is this report:  
This report provides the degree and certificate counts by college, division and department. Additionally, all users could explore degree and certificate awarded by ethnicity and gender.

Measures: Awards

Award Group	2019-20	2020-21	2021-22	2022-23	2023-24
Associate in Arts	947	1,057	926	798	675
Associate in Arts-Transfer	356	511	459	476	477
Associate in Science	114	131	138	106	120
Associate in Science-Transfer	514	689	702	612	695
Credit Certificate-Transcriptable	719	953	1,029	919	813
Noncredit Certificate			43	135	204
<b>Total</b>	<b>2,650</b>	<b>3,341</b>	<b>3,297</b>	<b>3,046</b>	<b>2,984</b>

- Click on the arrow next to the desired division name. In this example, De Anza College’s “Business & Computer Systems” division is selected.



Program Review > Program Review

#### Degrees and Certificates | Business/Computer Systems

Who uses this report:  
All users who need degree and certificate data.

What is this report:  
This report provides the degree and certificate counts by college, division and department. Additionally, all users could explore degree and certificate awarded by ethnicity and gender.

Measures: Awards

Award Group	2019-20	2020-21	2021-22	2022-23	2023-24
Associate in Arts	248	280	258	211	200
Associate in Science		1			
Associate in Science-Transfer	400	530	516	448	478
Credit Certificate-Transcriptable	198	263	189	163	154
Noncredit Certificate			34	82	110
<b>Total</b>	<b>846</b>	<b>1,074</b>	<b>997</b>	<b>904</b>	<b>942</b>



## PRECISION CAMPUS ONLINE DATA TOOL

### HOW TO ACCESS YOUR DEGREE AND CERTIFICATE DATA SHEET

4. Click on the desired department name. In this example, De Anza College’s “Accounting” department is selected. Degrees and certificates for each department will display and they are grouped as follows:

- |  |  |
|--|--|
| a. Associate in Arts (AA)              | e. Bachelor in Science (BS)              |
| b. Associate in Arts-Transfer (AAT)    | f. Credit Certificate-Non-Transcriptable |
| c. Associate in Science (AS)           | g. Credit Certificate-Transcriptable     |
| d. Associate in Science-Transfer (AST) | h. Noncredit Certificate                 |

**Degrees and Certificates** | Accounting-DA

Who uses this report:  
All users who need degree and certificate data.

What is this report:  
This report provides the degree and certificate counts by college, division and department. Additionally, all users could explore degree and certificate awarded by ethnicity and gender.

Measures: Awards

Award Group	2019-20	2020-21	2021-22	2022-23	2023-24
Associate in Arts	25	35	25	25	25
Credit Certificate-Transcriptable	35	43	30	33	28
<b>Total</b>	<b>60</b>	<b>78</b>	<b>55</b>	<b>58</b>	<b>53</b>

5. If more information about the degrees and/or certificates is desired, on the left-hand navigation panel, scroll down and click on the words “Award” and “Major,” it will then light up indicating both have been selected.

- > Award Group
- ▼ Major
  - ✓ 1AC1 - Appr:Air Conditng & Refrig Tec
  - ✓ 1ACC - Accounting
  - ✓ 1ACR - Appr:Air Conditng & Refrig Tec
  - ✓ 1ACT - Acting
  - ✓ 1ACZ - Accounting-CEA
  - ✓ 1AFT - Adaptive Fitness Therapy

The data table will then expand and include the different majors associated with each degree and certificate category. In this example, De Anza College’s “Accounting” department has 25 Associate in Arts degrees and 28 credit certificates.



## PRECISION CAMPUS ONLINE DATA TOOL

### HOW TO ACCESS YOUR DEGREE AND CERTIFICATE DATA SHEET

Program Review   Student Equity   Enrollment Trends

- > Italian-FU
- > Japanese-FD
- > Korean-FD
- > Mandarin-DA
- > Native American Studies
- > Persian-DA
- > Russian-FD
- > Sign Language-DA
- > Spanish-FD
- > Vietnamese Language-DA
- > Women's Studies-DA
- > Language Arts
- > Learning Resources
- > Physical Education/Athletics
- > Physical Sciences/Math/Engin
- > Social Sciences and Humanities
- > Student Services
- > Foothill College

Choose Multiple  
 Combine Reported Units

Program Review > Program Review

---

### Degrees and Certificates | Accounting-DA

**Who uses this report:**  
All users who need degree and certificate data.

**What is this report:**  
This report provides the degree and certificate counts by college, division and department. Additionally, all users could explore de and gender.

**Measures: Awards**

Award Group	Major	2019-20	2020-21	2021-22	2022-23	2023-24
Associate in Arts	2ACG - Accounting	25	35	25	25	25
<b>Total</b>		25	35	25	25	<b>25</b>
Credit Certificate-Transcriptable	2AC3 - Accounting	26	27	23	22	16
<b>Total</b>		9	16	7	11	12
<b>Total</b>		35	43	30	33	<b>28</b>
<b>Total</b>		60	78	55	58	53

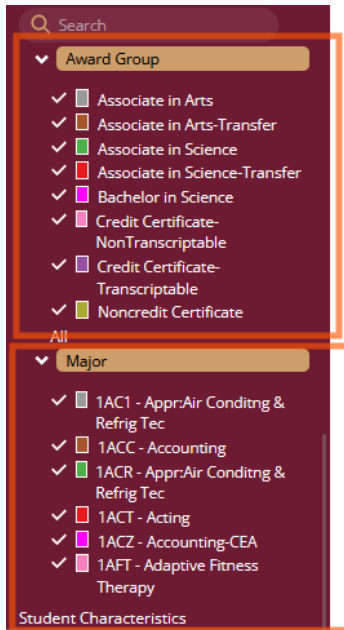
#### FILTERS

1. Users can select specific degree or certificate groupings as well as majors under the “Filter” section (see left-hand navigation panel). For example, to access Foothill College’s Bachelor in Science data, be sure “Foothill College” is selected and “Bachelor in Science” is checked.
2. Major codes beginning with “1” are assigned to Foothill College, whereas major codes beginning with “2” are assigned to De Anza College.



## PRECISION CAMPUS ONLINE DATA TOOL

### HOW TO ACCESS YOUR DEGREE AND CERTIFICATE DATA SHEET



- Degree and certificate data could be disaggregated further by ethnicity and gender. In this example, to display degree and certificate data by gender, click on the word "Gender" to add all gender categories to the report displayed. The data will change and display degree and certificate data by gender.

Physical Education/  
Athletics

Physical Sciences/Math/  
Engin

Social Sciences and  
Humanities

Student Services

Foothill College

Choose Multiple

Combine Reported Units

Refresh Dataset

Show Special Unit Groupings

Display

Numeric  Percentages

Filters

Search

Award Group

Major

Student Characteristics

Ethnicity

**Gender**

Female

Male

Non-Binary

Unknown gender

All

Year Range

My Student Cohorts

#### Degrees and Certificates | Accounting-DA

Who uses this report:  
All users who need degree and certificate data.

What is this report:  
This report provides the degree and certificate counts by college, division and department. Additionally, all users could explore degree and certificate awarded by ethnicity and gender.

Measures: Awards

Award Group	Major	Gender	2019-20	2020-21	2021-22	2022-23	2023-24
Associate in Arts	2ACG - Accounting	Female	18	22	14	21	13
		Male	6	13	11	4	12
		Unknown gender	1				
		<b>Total</b>	25	35	25	25	25
<b>Total</b>			25	35	25	25	25
Credit Certificate-Transcriptable	2AC3 - Accounting	Female	17	21	17	16	12
		Male	9	6	6	6	4
		Unknown gender	1				
		<b>Total</b>	26	27	23	22	16
<b>Total</b>			26	27	23	22	16
Credit Certificate-NonTranscriptable	2ACG - Accounting	Female	8	13	4	7	9
		Male	3	3	4	3	3
		Unknown gender	1				
		<b>Total</b>	9	16	7	11	12
<b>Total</b>			9	16	7	11	12
<b>Total</b>			35	43	30	33	28
<b>Total</b>			60	78	55	58	53