

De Anza College Office of Institutional Research and Planning

Date: May 25, 2021

To: Senior Staff

From: Mallory Newell, Office of Institutional Research and Planning

Subject: Student *Return-to-Campus Survey for Fall 2021*

Survey Administration

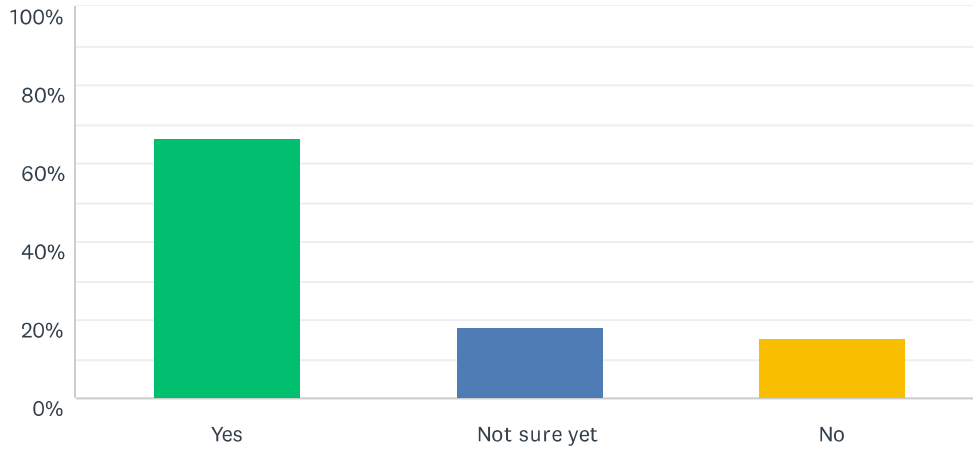
An online survey was sent to 15,522 students enrolled in spring 2021 with a valid email address. The survey was administered between May 19 and 24 and was personalized by first name with one reminder sent. The survey took approximately 3 minutes to complete and was branched by response. The survey resulted in 3,942 responses for a response rate of 25%

Highlights include:

- Survey respondents closely align to overall college population by ethnicity: 45% Asian, 23% White, 21% Latinx, 6% Filipinx, 4% African American/Black, 2% Native American and 2% Pacific Islander
- Survey respondents are distributed across departments but most heavily represented in the Sciences, Business and Health Sciences: 35% STEM, 19% Business, 16% Health Professionals, 11% Arts, 11% Humanities, 5% CTE and 4% Language Arts
- 66% of respondents plan to return to De Anza in the fall while 18% are not sure yet and 15% will not be returning
- Of students who plan to return to De Anza in the fall or are not yet sure:
 - 47% of respondents prefer to take classes totally online, 40% prefer both on campus and online and 13% prefer totally on campus
 - Of the factors that would influence whether a student would want to take on campus classes, 60% want to connect with others on campus, 51% indicated they learn better in on campus classes, 36% indicated they need a quiet place to study on campus, 14% indicated better WIFI, 12% indicated access to technology
 - Of the factors that would influence whether a respondent would want to take online classes, 90% indicated flexibility in schedule, 66% indicated continuing concerns about COVID-19 and 34% indicated they learn better in online classes
 - Of respondents who selected their top preference for the online format if they were to enroll in online courses in the fall, 50% indicated a mixed format, 37% indicated no scheduled meetings and 13% indicated regularly scheduled meetings
 - Of respondents who indicated the factors involving COVID-19 influencing if they would want to attend classes on campus in the fall, 68% indicated if others on campus are required to be vaccinated against COVID-19, 65% indicated if they are vaccinated against COVID-19, 60% additional safety measures taken by the campus, and 53% indicated county, state and federal health advice
- Of students who plan to return to De Anza in the fall or are not yet sure, 76% of respondents indicated they have already been vaccinated
 - Of students who indicated they were not vaccinated, 23% of respondents indicated it is very likely that they would be vaccinated by September, 21% indicated it is somewhat unlikely, 21% indicated it is very unlikely, 20% indicated it is neither likely nor unlikely and 15% indicated it is unlikely

Q1 Do you plan to return to De Anza College in fall quarter?

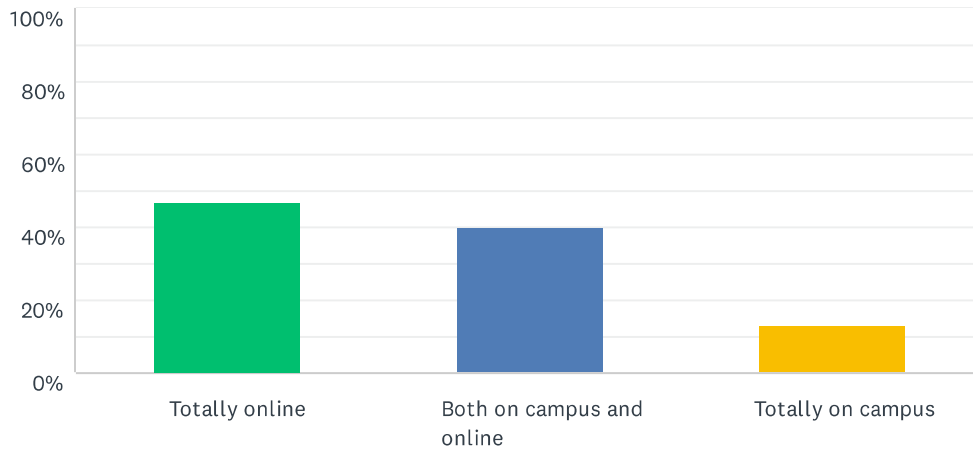
Answered: 3,938 Skipped: 4



ANSWER CHOICES	RESPONSES	
Yes	66%	2,615
Not sure yet	18%	716
No	15%	607
TOTAL		3,938

Q2 How would you most prefer to take classes in the fall?

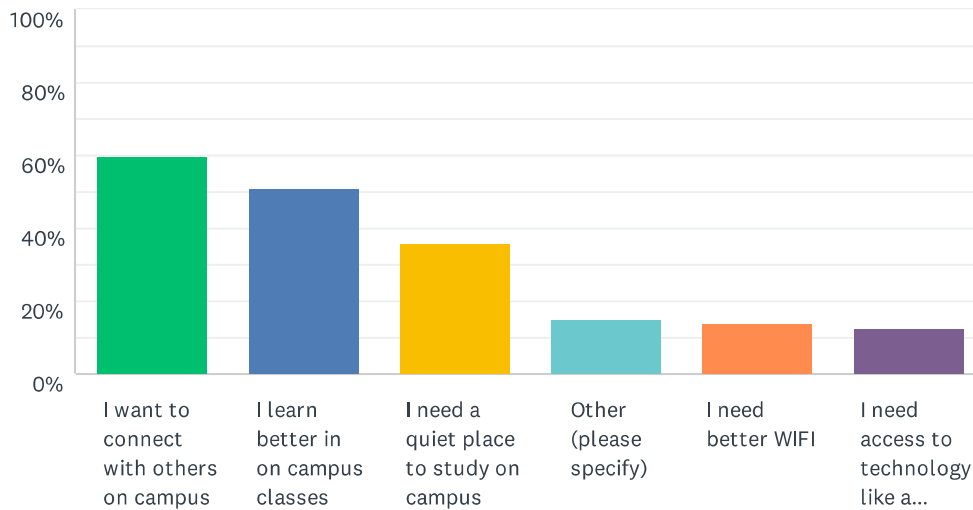
Answered: 3,202 Skipped: 740



ANSWER CHOICES	RESPONSES	
Totally online	47%	1,510
Both on campus and online	40%	1,283
Totally on campus	13%	409
TOTAL		3,202

Q3 What factors would influence whether you would want to take on campus classes? Select all that apply.

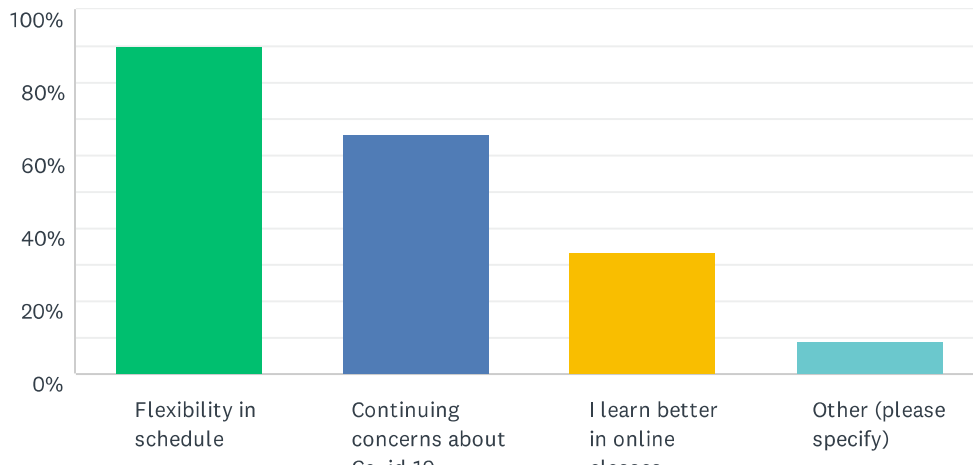
Answered: 2,683 Skipped: 1,259



ANSWER CHOICES	RESPONSES	
I want to connect with others on campus	60%	1,607
I learn better in on campus classes	51%	1,369
I need a quiet place to study on campus	36%	971
Other (please specify)	15%	401
I need better WIFI	14%	379
I need access to technology like a computer, software, etc.	12%	334
Total Respondents: 2,683		

Q4 What factors would influence whether you would want to take online classes? Select all that apply.

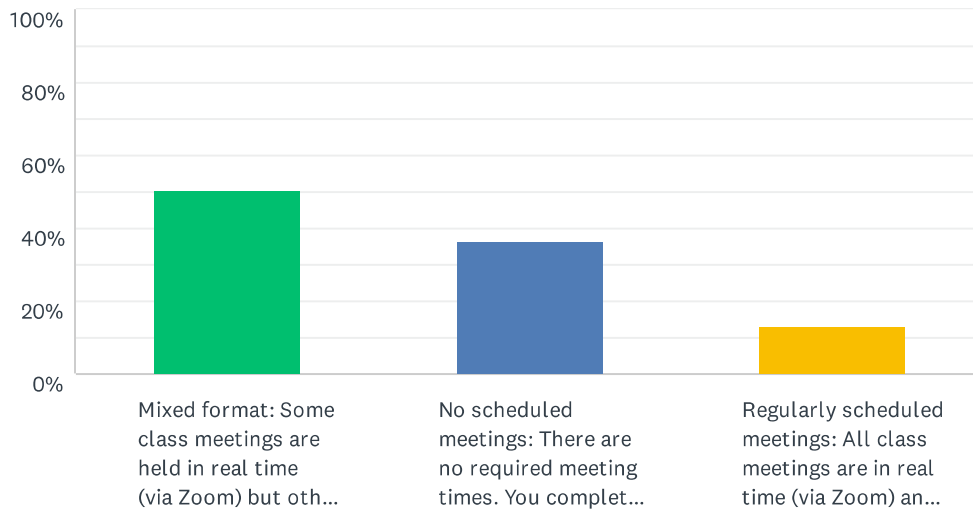
Answered: 3,103 Skipped: 839



ANSWER CHOICES	RESPONSES	
Flexibility in schedule	90%	2,800
Continuing concerns about Covid-19	66%	2,047
I learn better in online classes	34%	1,040
Other (please specify)	9%	287
Total Respondents: 3,103		

Q5 What would be your top preference for the online course format if you were to enroll in online courses in the fall.

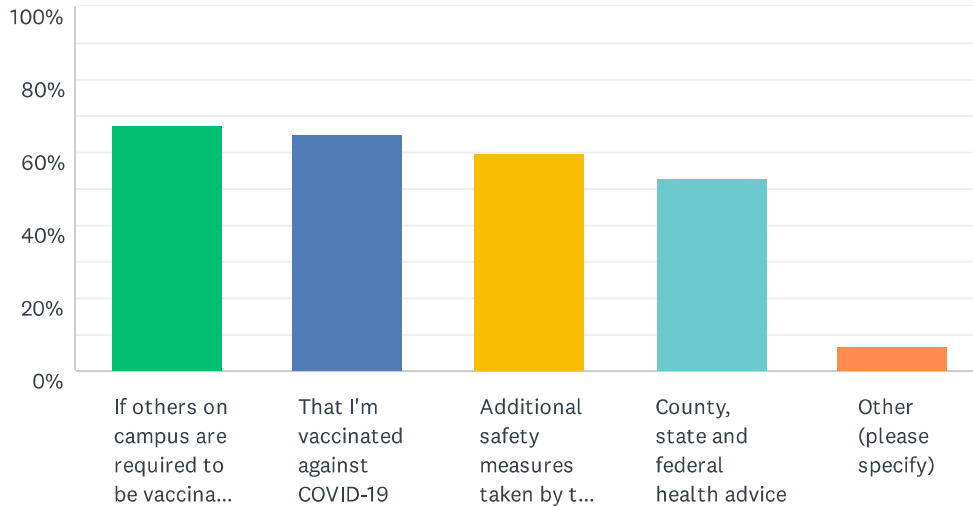
Answered: 3,182 Skipped: 760



ANSWER CHOICES	RESPONSES
Mixed format: Some class meetings are held in real time (via Zoom) but other coursework can be completed independently, your participation in real time sessions is voluntary. Instructors may record meetings for you to view whenever you prefer.	50% 1,603
No scheduled meetings: There are no required meeting times. You complete the coursework at your own pace within the scheduled due dates.	37% 1,169
Regularly scheduled meetings: All class meetings are in real time (via Zoom) and you are required to attend at the scheduled time.	13% 410
TOTAL	3,182

Q6 What factors involving COVID-19 would influence whether you would want to take classes on campus in the fall? Select all that apply.

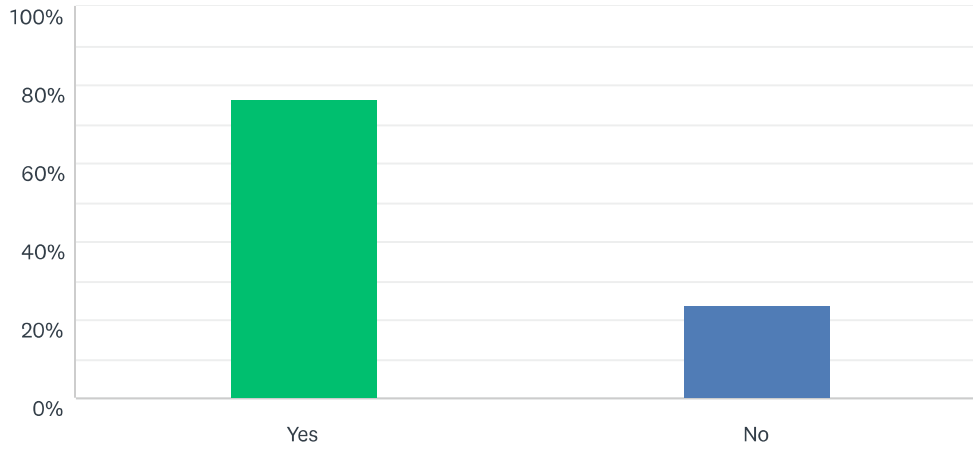
Answered: 2,990 Skipped: 952



ANSWER CHOICES	RESPONSES	
If others on campus are required to be vaccinated against COVID-19	68%	2,023
That I'm vaccinated against COVID-19	65%	1,938
Additional safety measures taken by the campus	60%	1,799
County, state and federal health advice	53%	1,578
Other (please specify)	7%	202
Total Respondents: 2,990		

Q7 Have you already been vaccinated against Covid-19?

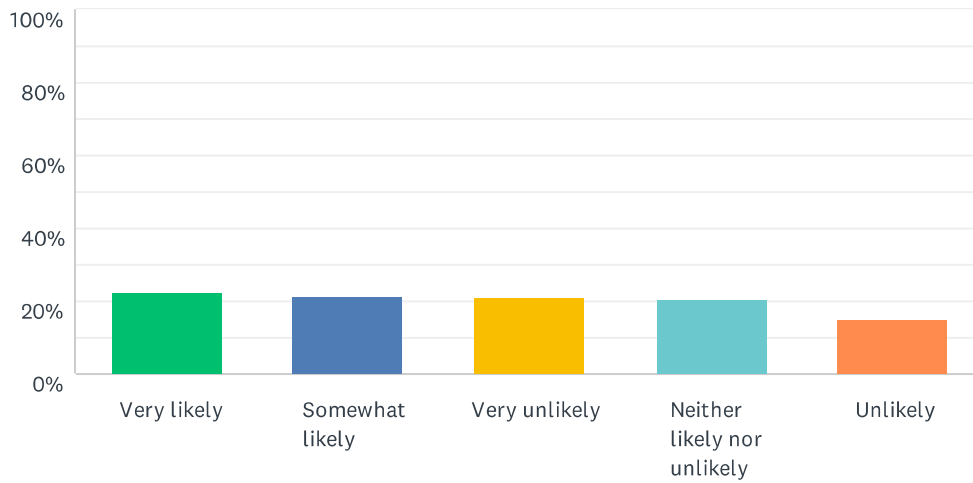
Answered: 3,142 Skipped: 800



ANSWER CHOICES	RESPONSES	
Yes	76%	2,402
No	24%	740
TOTAL		3,142

Q8 How likely is it that you will be fully vaccinated against Covid-19 by September?

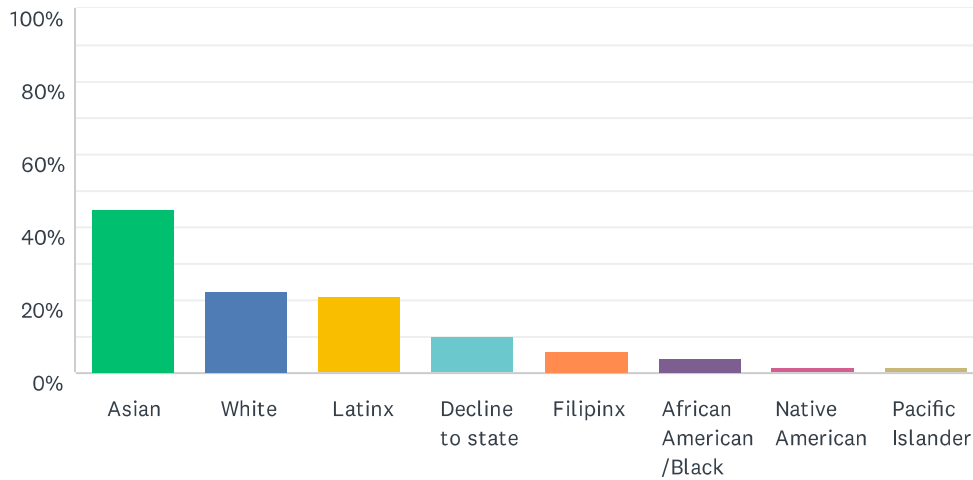
Answered: 739 Skipped: 3,203



ANSWER CHOICES	RESPONSES	
Very likely	23%	167
Somewhat likely	21%	158
Very unlikely	21%	154
Neither likely nor unlikely	20%	150
Unlikely	15%	110
TOTAL		739

Q9 With which race/ethnicity do you most identify? Select all that apply.

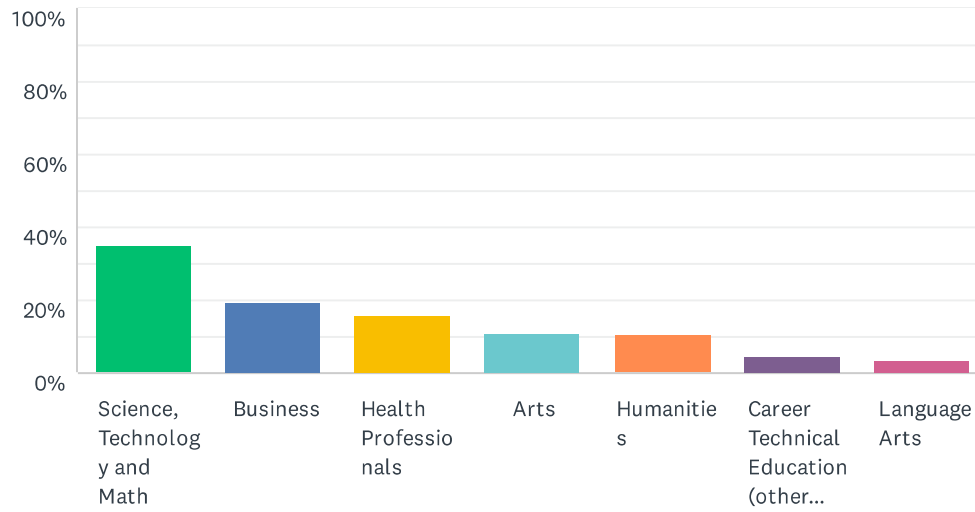
Answered: 3,572 Skipped: 370



ANSWER CHOICES	RESPONSES	
Asian	45%	1,612
White	23%	809
Latinx	21%	748
Decline to state	10%	355
Filipinx	6%	217
African American/Black	4%	144
Native American	2%	60
Pacific Islander	2%	59
Total Respondents: 3,572		

Q10 Which department most closely aligns with your major?

Answered: 3,529 Skipped: 413



ANSWER CHOICES	RESPONSES	
Science, Technology and Math	34.85%	1,230
Business	19.38%	684
Health Professionals	16.07%	567
Arts	10.80%	381
Humanities	10.74%	379
Career Technical Education (other than Health)	4.45%	157
Language Arts	3.71%	131
TOTAL		3,529